

Fan/Fixture Mounting Boxes

Made in USA 

NEW!
more on
reverse

with Installed Steel Mounting Bracket • Save Time in New Construction



FBB900
Mounting Box
w/ installed 16"
steel mounting bracket
for cathedral ceilings

Arlington's new fan/fixture Mounting Box is the quick, easy way to mount a fan or fixture on a cathedral or sloped ceiling.



FBB900 installs to a rafter for easy centering. Taller sides on the box allow it to fit cathedral ceilings with angles greater than 80°.



Also available FBB450 for sloped ceilings.

Both have *installed* steel mounting brackets that **save time and money** in new construction installations. *Forget the need to cut and attach a piece of wood to the box!* The installed bracket takes its place. For added convenience, the bracket is pre-drilled for screws and the ends are angled for easy fitting.

- Easy, secure installation
- No loose parts. Captive fan/fixture bracket installation screws. Installed NM cable connector and steel mounting bracket.
- 14.5 cubic inch box with 8" square mounting surface handles large fan canopies
- Paintable, textured finish
- **UL** ratings: 70 lb fan, 200 lb fixture
CSA rating: 50 lb fan or fixture
- **UL/CSA** Listed



FBB900, FBB450
INSTALLED STEEL BRACKET...
THE SIMPLE WAY TO
A GREAT FINISH!

FBB450
Mounting Box
w/ installed 12"
steel mounting bracket
for sloped ceilings



 Patent pending
 
Arlington®

1 Stauffer Industrial Park
Scranton, PA 18517
800/233.4717
Fax 570/562.0646
www.aifittings.com

Fan/Fixture Mounting Boxes


NEW!

with Installed Steel Mounting Bracket for Cathedral and Sloped Ceilings


Easy, centered installation on a cathedral ceiling in **New Construction...**



Save time! NO need for a 2x4! Mount steel bracket to angled rafters with short sides of box touching each rafter. Keep bottom of box level. Screw the bracket to the rafters with (4) supplied #10, 1-1/2" wood screws through the pre-drilled screw hole(s) in bracket.



Push cable through installed NM cable connector in box.



Install drywall ceiling.




Done! Centered installation on cathedral ceiling


for sloped ceilings in **New Construction...**



NO need for a 2x8 or extra trimming! Notch the box as necessary, keeping bottom of box level - with short side of box touching rafter. Screw the bracket to the rafter with (4) supplied #10, 1-1/2" wood screws through the pre-drilled screw hole(s) in bracket.



Push cable through installed NM cable connector in box.



Install drywall ceiling.



Installing fan bracket on installed box on sloped ceiling

**14.5 cubic inch
Fan/Fixture Mounting Box for New Construction**

Catalog Number	UPC/DEI/NAED Mfg. #018997	Description	Unit /Std Pkg
FBB900	11231	Fits cathedral ceilings with angle 80° or greater. Installed 16" steel mounting bracket.	1
FBB450	11230	Fits sloped ceilings up to 45°. Installed 12" steel mounting bracket.	1

Fan/fixture bracket installation screws ship captive.
Four #10, 1-1/2" wood screws supplied - for attachment of steel mounting bracket to rafter(s).

Arlington®

1 Stauffer Industrial Park
Scranton, PA 18517
800/233.4717
Fax 570/562.0646
www.aifittings.com

FBB450
Ships with 12" steel bracket installed.



FBB900
16" steel bracket ships installed.



Distributed by

Patent pending

Made in USA

