

**NEW!**  
more on  
reverse

# One-piece Outlet Box for Siding

*with Installed Code-compliant Weatherproof Cover*




*for GFCIs...*



*and other Single-Gang Devices*

**ONE-PIECE  
F8091**

**SAVES 2 Minutes  
over "the usual"**



Patented. Other patents pending.

Save time and money with Arlington's cost-effective, one-piece outlet boxes. They're the fast, neat way to install a single-gang device on any siding type – *without the need for extra pieces.*

F8091 boxes install *before or after* the siding and come with a pre-installed extra-duty, weatherproof cover. For added security they're lockable too!



When installing on existing siding the flanges hide the cut ends of siding.



- Includes plugs for sealing unused cord hole openings against bugs
- Vertical or horizontal with extra-duty clear or paintable white covers
- Meets weatherproof-while-in-use requirements of the NEC, 406.9 (A) and the CEC (Rule 26-702) – Also meets the extra-duty requirements of NEC, 406.9 (B), *where required*
- Easy to install on all siding types
- UV rated, textured, paintable plastic
- cULus Listed



Scan for details



**A<sup>®</sup>**  
**Arlington<sup>®</sup>**

1 Stauffer Industrial Park  
Scranton, PA 18517  
**800/233.4717**  
**Fax 570/562.0646**  
**www.aifittings.com**


# Weatherproof Outlet Box for Siding

**NEW!**

## One-piece for Installing Single-gang Devices on Siding

F8091 series boxes are easy to install *before* or *after* the siding

**BEFORE** the siding is up



1 Disconnect electrical power. Remove knockout and insert supplied cable connector. Pull NM cable through connector.



2 Attach box to substrate with screws.



3 Install device, then the cover plate. The F8091 series works with GFCIs and most other single-gang devices. After siding is installed, caulk as required.

### SAVE TIME! Pre-installed cover...No extra pieces


**AFTER** the siding is up



1 Disconnect electrical power. Cut hole in siding.



2 Break the flanges off of the back of the box. Remove knockout. Insert supplied connector and pull cable.



3 Attach box to substrate with screws. Caulk as required.



4 Install the single-gang device, then the cover plate.

CATALOG NUMBER	UPC/DCI/NAED MFG #01 8997	DESCRIPTION	UNIT PKG	STD PKG
		Recessed Outlet Box for Siding with Extra-duty Cover		
F8091V	22006	Vertical w White Cover	1	4
F8091VC	22008	Vertical w Clear Cover	1	4
F8091H	22002	Horizontal w White Cover	1	4
F8091HC	22045	Horizontal w Clear Cover	1	4

Add suffix "GC" to catalog # when ordering in Canada. For example, F8091VGC.



F8091V




F8091H



F8091HC



F8091VC



**Arlington®**

1 Stauffer Industrial Park  
Scranton, PA 18517

800/233.4717

Fax 570/562.0646

www.aifittings.com

Patented. Other patents pending.  
F8091 0913/25M

Scan for details



Distributed by