



Arlington Industries, Inc.

1 Stauffer Ind. Park - Scranton, Pa. 18517
800-233-4717 570-562-0646

www.aifittings.com - E-MAIL : sales @ aifittings.com
Manufacturers of Quality Electrical Products

AI CAT. #

FLB6220MBLR (BRASS)

FLB6220NLLR (NICKEL)

Round Floorbox Coverplate Kit w/ Threaded Coins

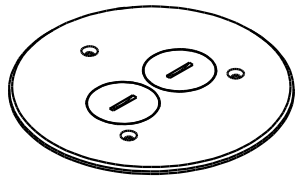
WARNING : Make sure power is OFF at main panel box before installing.

Installation Instructions

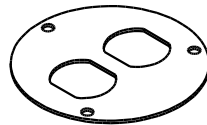
1. Remove concrete pour cover.
2. Adjust height of leveling ring (not provided) for height of finished floor and install leveling ring w/ PVC cement.
3. Grout around leveling ring using concrete sealant
4. Wire receptacle per National NEC/CEC), State/Providence and local electrical codes.
5. Mount receptacle using #6-32 x 1/2" long screws.
6. Attach gasket support plate to receptacle using #6-32 x 1/2" screw.
7. Place Gasket on gasket support plate.
8. Attach coverplate to leveling ring with three #8-32 x 1-3/16" screws.

If you have any questions or if parts are missing Please call our Customer Service Department at 1-800-233-4717. Do not call or return this product to your local store or distributor.

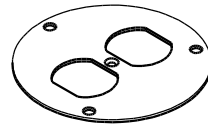
Contents:



COVERPLATE



GASKET



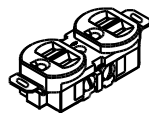
GASKET
SUPPORT
PLATE



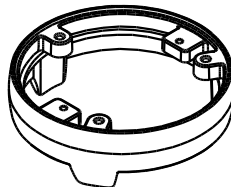
#6-32 x 1/2"
LG. SCREW



#8-32 x 1-3/16"
LG. SCREW



15A UL LISTED
DUPLEX
RECEPTACLE



LEVELING RING

