

## Siding Mounting Kits with Built In Box

For smooth vertical mounting of light fixtures on all siding types. Kit includes mounting block with built in electrical box, NM cable connector, and 4 screws. Paintable, UV rated plastic for long outdoor life.

CATALOG NUMBER	UPC/DCI/NAED MFG #018997	SIDING TYPE	UNIT PKG	STD PKG	DIM A	DIM B	DIM C
8131	08131	1/4" & 5/16" Siding & Shingles	1	10	4" Diameter X 1/2" Deep	6.610	6.610
8141	10751	1/2" Lap	1	10	4" Diameter X 1/2" Deep	6.610	6.610
8141DBL	54524	1/2" Lap Double	1	10	4" Diameter X 1/2" Deep	6.900	10.200
8151	10753	5/8" Lap	1	10	4" Diameter X 1/2" Deep	6.610	6.610
8161	08161	Flat Surfaces	1	10	4" Diameter X 1/2" Deep	6.610	6.610
8171	10757	Dutch Lap	1	10	4" Diameter X 1/2" Deep	6.610	6.610




E170558 LR49636

MADE IN USA.

Add suffix "GC" to Catalog # when ordering in Canada to include grounding clip, for example 8141GC.

### FEATURES AND BENEFITS

- Mounts light fixtures on all siding types, including T-111, HardiePlank® Lap Siding, and flat surfaces
- Fast and easy to install after siding is up
- Built in electrical box design ensures UL listed installation
- Textured, paintable surface
- NM cable connector included




### INSTALLATION INSTRUCTIONS for Siding



1  
Select location for light fixture and caulk opening around cable.



2  
Remove knockout from electrical box and insert cable connector. Push cable through connector and position mounting block onto siding.



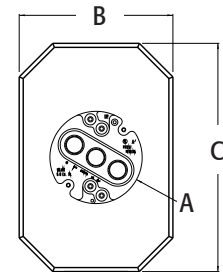
3  
Secure mounting block with provided screws. Install fixture per manufacturer's instructions.



8141

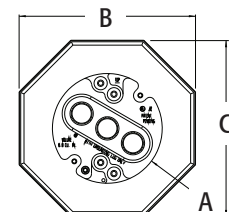


8141DBL



6.8 cu. in.

8141DBL




6.8 cu. in.

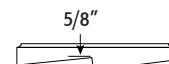
8131 - 8171



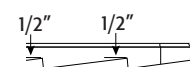
8171  
DUTCH LAP



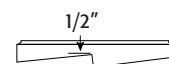
8161  
FLAT



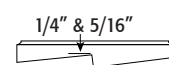
8151  
5/8" LAP



8141DBL  
1/2" LAP



8141  
1/2" LAP



8131  
1/4" &  
5/16" LAP