

Non-Metallic Mounting Blocks for Siding

Available for three siding types, Arlington's one piece non-metallic bases provide a smooth and flat mounting surface for equipment and devices. Easy to install after the siding is up.

CATALOG NUMBER	UPC/DCI/NAED MFG #018997	SIDING TYPE	UNIT PKG	STD PKG	DIM A	DIM B	DIM C	DIM D	DIM E	DIM F
MB5741	15171	1/2" lap	10	10	.750	.500 lap	3.500	.420	7°	--
MB5751	15172	5/8" lap	10	10	.750	.625 lap	3.500	.500	7°	--
MB5771	15173	Dutch lap	10	10	.343	.437 dutch lap	2.354	.343	18°	.650

PATENT PENDING. MADE IN USA.

FEATURES AND BENEFITS

- Paintable
- Extra duty
- UV rated
- Meet NEC code compliance for A/C disconnects
- Drain hole helps prevent water and dirt from collecting on the lower edge

INSTALLATION INSTRUCTIONS for Siding




1 Use flat head screw (not supplied) to position and fasten mounting block to siding.



2 Mount equipment to block with screws of sufficient size and length to pass through mounting block into sheathing/substrate.



3 Apply caulk, as required, on top and sides of mounting block.



MB5741



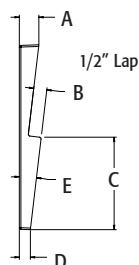
MB5751



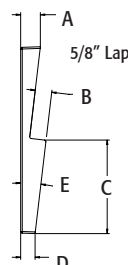
MB5771



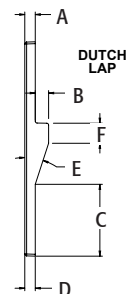
Drainage Hole



MB5741



MB5751



MB5771

