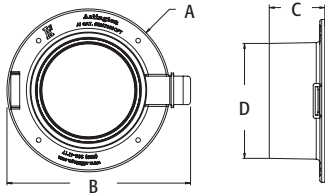


Conduit Cap and Insulating Bushing with Flange and Coupler


Use on conduit for low voltage cable in horizontal concrete floors and vertical walls. These capped EMT bushings with flange, seal off conduit during the concrete pour. Economical alternative to elaborate, expensive support for multiple EMT conduit.

CATALOG NUMBER	UPC/DCI/NAED MFG #018997	TRADE SIZE	UNIT PKG	STD PKG	DIM A	DIM B	DIM C	DIM D
EMT200CFT	22620	2	50	50	4.264	4.964	1.875	2.578
EMT300CFT*	22621	3	25	25	5.500	6.200	1.875	3.881
EMT400CFT*	22622	4	25	25	6.500	7.200	1.875	4.812

*Can also be used for rigid, IMC, and PVC rigid conduit.



EMT400CFT



Attach bushings together using ganging mechanism

INSTALLATION SHOTS





Attach conduit cap flange at bottom of concrete pour frame (plywood) and insert EMT. Cap other end of conduit with another EMT400CFT conduit cap. *Add conduit caps until required number of conduits is reached.*



Ready for concrete pour.



Concrete poured.



Use razor knife to remove disk from center of conduit cap for use as bushing for low voltage cable.